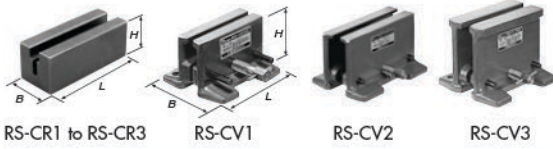


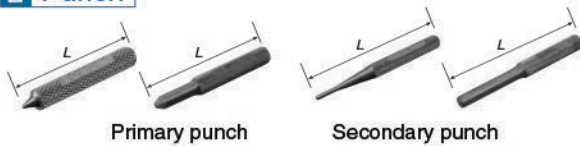
Your purchased chain is either a unit length (3048 mm) or a reel. The following tools are available for cutting the chain to a desired length. See "Roller Chain and Sprocket Handling" for use.

1 Chain Vice



Model Number	Applicable Chain			Dimensions		
	Single-strand	Double-strand	Triple-strand	L	H	B
RS-CR1	RS15	—	—	50	16.4	20
RS-CR2	RS25	—	—	50	19	20
RS-CR3	RS35	—	—	60	30	30
RS-CV1	RS40 - 80	RS40	—	100	65	94 - 115
RS-CV2	RS40 - 160	RS40 - 100	RS40 - 100	180	110	120 - 151
RS-CV3	RS80 - 240	RS80 - 160	RS80 - 100	200	170	180 - 220

2 Punch



Model Number				Applicable Chain
Primary punch	L	Secondary punch	L	
RS-P11	52	RS-P21	65	RS15
		RS-P22	70	RS25
		RS-P23	80	RS35
RS-P14	60	RS-P24	80	RS40 - 60
RS-P15	70	RS-P25	90	RS80 - 120
RS-P16	80	RS-P26	120	RS140 - 240

Note: 1. The RS-P11 can be used with three sizes: RS15, RS25, and RS35.

Model Number	L	Applicable Chain
Rivet punch		
RS-RP01	100	RS40
RS-RP02	100	RS50
RS-RP03	100	RS60
RS-RP04	100	RS80



3 Chain Breakers



Model Number	L	Applicable Chain (Single-strand)	Model Number	L	Applicable Chain (Single-strand & Double-strand)
RS-CS-A1	116	RS25	RS-CS-B1	185	RS40 - 60
RS-CS-A2	119	RS35	RS-CS-C1	222	RS80 , 100
RS-CS-A3	119	RS41	RS-CS-C2	290	RS120 , 140
RS-CS-A4	119	RF06B	RS-CS-C3	708	RS160 - 240

Note: In addition to RS Roller Chains, Chain Breakers can be used with BS Roller Chains and Marine Chains. However, Chain Breakers for Marine Chains are made-to-order.

Ordering Specify the code (product code and model)


Order placement

Product code	Model number	Qty	Unit
D210013	RS-CR1	1	K

4 Poly Steel Chain Cutting Tools

Standard chain cutting tools cannot be used on Poly Steel Chains. A special punch and vice for Poly Steel Chains are required.

Cutting Tools



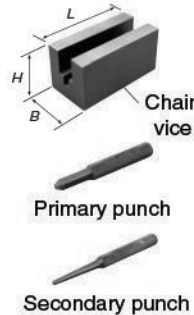
Model Number	L	H	B	φ	Applicable Chain
RS-PC01-AST	35	20	20	52	RS25-PC-1
RS-PC02-AST	50	30	30	52	RS35-PC-1
RS-PC03-AST	65	35	35	56	RS40-PC-1
RS-PC04-AST	80	40	35	56	RS50-PC-1
RS-PC05-AST	100	45	40	56	RS60-PC-1

Note: 1. The special punch and vice are included as a set.

5 Lambda Chain Cutting Tools

A special vice and a primary and secondary punch are required to disassemble Lambda Chains.

Cutting Tools



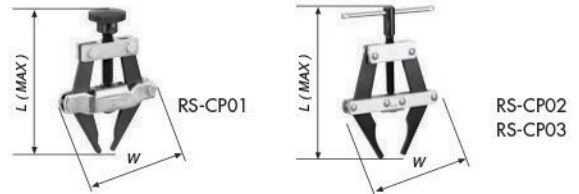
Model Number	L	H	B	Applicable Chain
RS-LMD01-AST	65	32	32	RS40-LMD-1
RS-LMD02-AST	80	40	40	RS50-LMD-1
RS-LMD03-AST	95	48	48	RS60-LMD-1
RS-LMD04-AST	130	60	60	RS80-LMD-1
RS-LMD05-AST	160	73	73	RS100-LMD-1
RS-LMD06-AST	160	88	88	RS120-LMD-1
RS-LMD07-AST	180	98	98	RS140-LMD-1

Note: 1. The special punch and vice are included as a set. Punch dimensions are the same as for the punch in section 2.

Chain Connecting Tool

1 Chain Puller

This tool pulls the two ends of the chain together when installing the chain on a machine.



Model Number	L	W	Applicable Chain (Single-strand)
RS-CP01	118	70	RS35 - 60
RS-CP02	185	112	RS60 - 100
RS-CP03	250	145	RS80 - 240