


Under mass-production

Enedrive® Chain

Chain Drive for Next-Generation Environmentally Friendly Vehicles Aiming for Optimal Efficiency and Performance



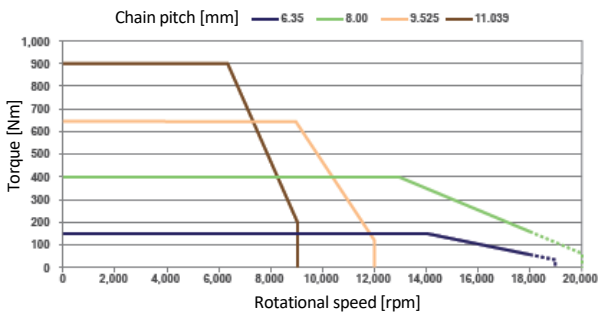
What is Enedrive Chain?

As a leading company in chain drive systems, Tsubaki has committed itself to the development of environmentally friendly products and technologies. The Enedrive Chain series plays an essential role in creating a highly efficient, versatile system with high-speed rotation, high-torque transmission and a wide speed ratio which can replace gear power transmission.

Features

#1 High speed rotation, high torque transmission

<Chain Performance> Please contact us for chain performance details.



<Advantages over gear power transmission>

	Chain	Gear
Layout flexibility	A	B
Durability	A	A
Heat resistance	A	A
Drive efficiency	A	B
NV Performance	A	B
Mass	A	C
Ease of assembly	A	A
Cost	A	B

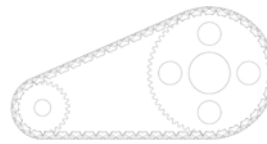
A: Good
B: Average
C: No good

#2 Wide speed ratio

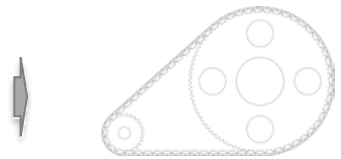
In addition to improving versatility of layout between axes by using a chain, a wide speed ratio is achieved by optimizing the tooth profile.

<Layout Image>

*Please contact us for layout details.



Conventional layout [~ 1: 2]



New layout with Enedrive Chain [~ 1: 4~]

Applications

Power drive chain for transfer cases

Achieving low noise and low friction

Power drive chains are used in transfer cases to distribute power from the engine to the front and rear axles of four-wheel-drive powered axle vehicles. Although spring link mechanisms have been conventionally used to satisfy NV (Noise & Vibration) performance requirements, they tend to cause large frictional losses when the chain articulates.

With its unique technology, Tsubaki's power drive chain has succeeded in improving both NV performance and fuel efficiency by eliminating the spring link mechanism.



Used by:
Nissan, BMW, Volkswagen, Audi, Porsche

Chain line-up

Variations in pitch and width provide optimal balance (for high speed and high torque) for the system and enable highly efficient power transmission.



11.039



9.525



8.00



6.35

Chain pitch (mm)